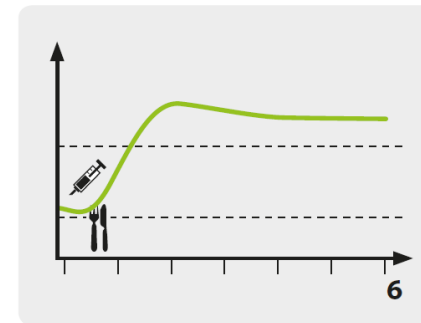
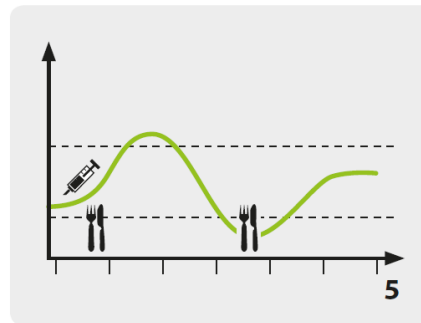
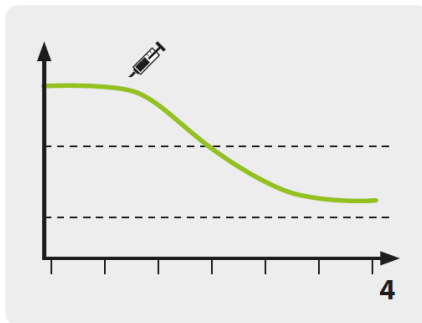
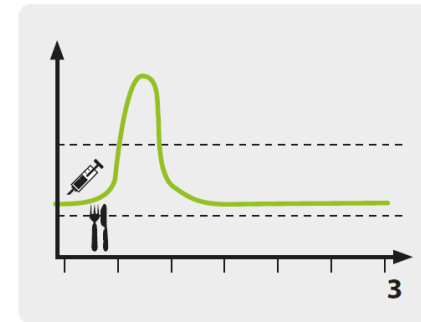
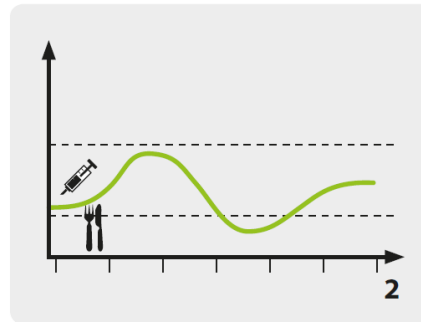
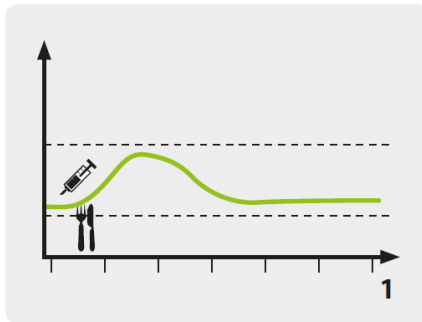


CGM-Kurvenquiz (2)

Bitte ordnen Sie jedem Diagramm eine der unten genannten Situationen zu.



Bolus zu klein **A**

Bolushöhe korrekt **B**
 Spritz-Ess-Abstand korrekt

Bolus zu groß **C**
 Spritz-Ess-Abstand zu kurz

Bolushöhe korrekt **D**
 Spritz-Ess-Abstand zu kurz

Bolus zu groß **E**

Korrekturbolus korrekt **F**